

The DC Department of Aging and Community Living,  
in partnership with the DC Public Library presents

# *Cupid's Kids: Community Edition*

**January 17 - February 4, 2022**

# **THE TOOLKIT**



DC Public Library



GOVERNMENT OF THE  
DISTRICT OF COLUMBIA  
**MURIEL BOWSER, MAYOR**

A decorative border of pink hearts is visible on the left and right sides of the page. The hearts are of various sizes and are arranged in a pattern that frames the central text.

## WHAT IS CUPID'S KIDS?

Cupid's Kids was created to help build intergenerational connections and reach isolated seniors. For the past few years, the DC Department of Aging and Community Living has teamed up with DC Public Schools and DC Public Charter Schools to create thousands of Valentine's Day cards for our city's oldest residents.

This year, we're inviting the entire community to help us spread some love and cheer by creating handmade Valentine's Day cards. No matter if you're 3 or 63, everyone can help us make this Valentine's Day extra special for our seniors.

Between now and February 4, 2022 you can drop off your card at select DCPL locations (see page 3) or mail it to us at 500 K Street NE, Washington, DC 20002.

Cards received will be delivered to seniors who receive home delivered meals.

## HOW CAN I GET INVOLVED?

It's easy to get involved! Here are three ways:

1. Make your own Valentine's Day Cards. Use this toolkit as your guide to make your card extra special!
2. Follow the DCPL Valentine's Card video tutorial:  
<https://www.youtube.com/watch?v=l5tdmieW4Xo&feature=youtu.be>
3. Call a senior in your community.

Or do **ALL THREE!**

# DROP-OFF LOCATIONS

When visiting your Public Library to drop off your card, please make sure you are wearing a mask and practicing social distancing. If you are feeling sick or have tested positive for COVID-19, please do not visit the site. A designated drop off box will be at each site.

**To drop-off your card, the library will be available for curbside. Please contact one of the libraries listed below.**

## **Card drop off locations by ward:**

### **Ward 1**

Martin Luther King Jr.: 901 G St. NW, Washington, DC 20001  
202-727-0321

Mt. Pleasant: 3160 16th St. NW Washington, DC 20010  
202-671-3121

### **Ward 2**

West End: 2301 L St. NW Washington, DC 20037  
202-724-8707

### **Ward 3**

Chevy Chase: 5625 Connecticut Ave NW, Washington, DC 20015  
202-282-0021

Cleveland Park: 3310 Connecticut Ave NW, Washington, DC 20008  
202-282-3080

Georgetown: 3260 R St NW, Washington, DC 20007  
202-727-0232

Palisades: 4901 V St NW, Washington, DC 20007  
202-282-3139

Tenleytown-Friendship: 4450 Wisconsin Ave. NW Washington, DC 20016  
202-727-1488



**Ward 4**

Juanita E. Thornton/Shepherd Park: 7420 Georgia Ave NW, Washington, DC 20012  
202-541-6100

Lamond-Riggs: 395 Ingraham St NE, Washington, DC 20011  
202-541-6255

Petworth: 4200 Kansas Ave. NW Washington, DC 20011  
202-243-1188

Takoma Park: 416 Cedar St NW, Washington, DC 20012  
202-576-7252

**Ward 5**

Woodridge: 1801 Hamlin Street NE Washington, DC 20018  
202-541-6226

**Ward 6**

Northeast (Capitol Hill): 330 7th St. NE Washington, DC 20002  
202-698-0058

Northwest One: 155 L St NW, Washington, DC 20001  
202-939-5946

Rosedale: 1701 Gales St NE, Washington, DC 20002  
202-727-5012

Shaw (Watha T. Daniel): 1630 7th St NW, Washington, DC 20001  
202-727-1288

Southeast: 403 7th St SE, Washington, DC 20003  
202-698-3377

**Ward 7**

Benning: 3935 Benning Road NE, Washington, DC 20019  
202-281-2583

**Ward 8**

Anacostia: 1800 Good Hope Road SE Washington, DC 20020  
202-715-7707

Parklands-Turner: 1547 Alabama Ave SE, Washington, DC 20032  
202-645-4532

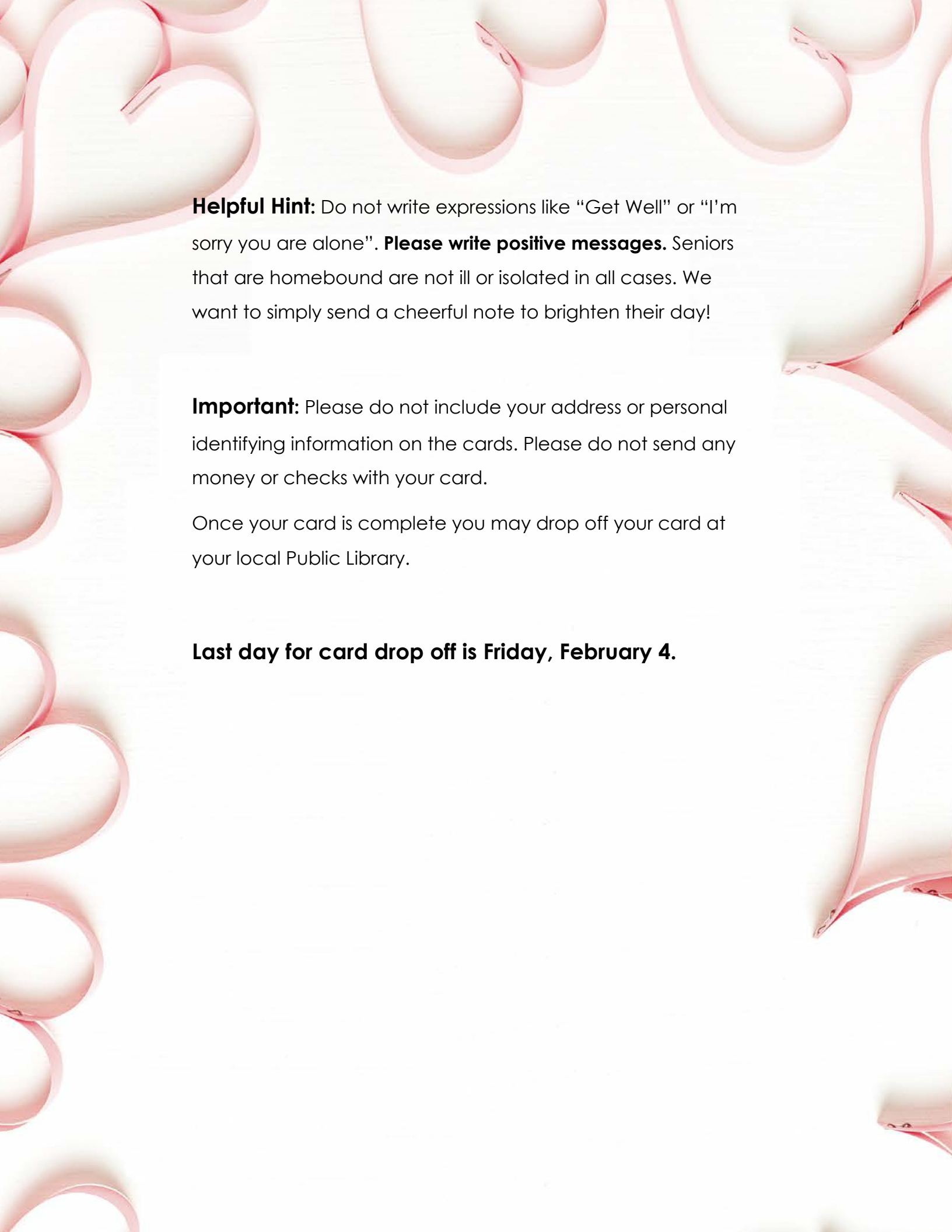
# HOW DO I MAKE A CARD?

## Instructions for Kids:

1. Create a card with construction paper or card stock.
2. Decorate with Valentine's Day theme in mind.
3. Share fun facts about yourself inside of the card (e.g., favorite hobbies, pets, school, etc.). **Make sure your letters are large, in dark ink and neat.** You can also write a simple poem and greeting inside the card.
  - If you need help, you can use the sample messages (Page 5) to make your card.
  - If you need ideas on what to include on the card you can print the cutouts and paste on the card. **Don't forget to color it!**
4. "Sign" the card with your first name and age.

## Instructions for Teens and Adults:

1. Create a card with construction paper or card stock.
2. Decorate with Valentine's Day theme in mind.
3. Inside the card share fun facts about yourself. You can also write a simple poem and greeting inside the card. **Make sure your letters are large, in dark ink and neat.**

A decorative border of pink ribbons is visible on the left and right sides of the page, framing the central text.

**Helpful Hint:** Do not write expressions like “Get Well” or “I’m sorry you are alone”. **Please write positive messages.** Seniors that are homebound are not ill or isolated in all cases. We want to simply send a cheerful note to brighten their day!

**Important:** Please do not include your address or personal identifying information on the cards. Please do not send any money or checks with your card.

Once your card is complete you may drop off your card at your local Public Library.

**Last day for card drop off is Friday, February 4.**

# **SAMPLE MESSAGES**

## **Preschool Ages 3-6: Sample messaging and card ideas**

1. I think you are purrr-fectt – *Draw a cat on your card and decorate.*
2. I'm stuck on you! or Let's stick together! – *A great saying if you want to add stickers to your card.*
3. It is 'ruff' when you are not around – *Draw a dog on your card and decorate.*

## **Grade School and High School: Sample messaging and card ideas**

1. You wrote the book on being cool! – *Create a homemade bookmark.*
2. Hope you get lots of fun treats today! XOXOXO.
3. Wishing you a fantastic day to my favorite Valentine!
4. A wish for a Valentine's Day as sweet as you are!
5. Have a wonderful day full of laughs and treats.

## **Teens and Adults: Sample messaging**

- Write about your favorite Valentine's Day memory.
- Write about your favorite hobbies or places to visit.
- Write a personalized poem.



## FAQS

Feeling unsure on where to start? Check out a few Q&A's below:

**Q:** I don't know what to write in my card. Any suggestions?

**A:** Get creative! View our "Sample Messages" page to get an idea on where to start.

**Q:** Do you have examples on what I could write or draw?

**A:** View a tutorial on how to create a card [here](#). You can also view examples of the previous year's card designs [here](#).

**Q:** Can I create a card that'll go to a specific senior's home?

**A:** Since we receive so many cards, we cannot designate your card to go to a specific home.

**Q:** Are these cards only for DC seniors?

**A:** Yes the Cupid's Kids Initiative is only for District homebound seniors, age 60 and older.



**Q:** Where can I send my pictures?

**A:** You can tag us on social media @DACL\_DC or email your photos to us at [dacl.communications@dc.gov](mailto:dacl.communications@dc.gov).

**Q:** Can I add a candy or money in the card?

**A:** No, please do not add any gifts into the cards. Your creativity is more than enough.

**CUT-OUTS**



CUT-OUTS

